
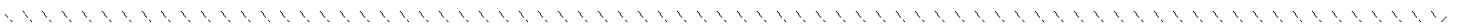


Camps Farthest Out
CHILDREN'S PROGRAM
NOTEBOOK



**Compiled by the Youth and Children Committee
of the Advisory Council Ring
October, 2000**

Updated March 2017



In this CFO Children's Program Notebook you will find:

1. Guidelines for Children's CFO Programs (approximately 5-10 years of age.)
2. Children's activities and children's leader contacts.
3. A standard evaluation form and request for additional activities for inclusion in future notebook revisions.
4. Sample pre-camp welcome letter
5. Book Resources
6. Sample of preschool program.

NOTE: This notebook is intended to be a resource document on file at the Association office with a copy made available to each Council Ring, to be kept by a Youth & Children's Coordinator at each Camp. It is designed to be a living, dynamic document...reviewed, updated and affirmed periodically by the Advisory Council Ring (ACR). The ACR Youth & Children Committee recognizes valuable contributions from the CFOI Training Manual.

Whenever CFO campers, Council Ring members or leaders become aware of a good children's program, idea, game or activity, they are encouraged to submit on the enclosed form the name, address and phone number of the leader involved, along with a brief description of the contribution. Please send children's program ideas to the Coordinator of Camps at the CFO Association office for inclusion in future notebook revisions.

Association of Camps Farthest Out, Inc.

3690 Merwin 10 Mile Rd.

Cincinnati, OH 45245-3048

Tel.: 607/535-4415

staff@cfonorthamerica.org



THE CHILDREN'S PROGRAM IN CFO

Purpose: The purpose of the children's program in CFO is to help the children experience personal relationship with Jesus Christ. The total CFO program is designed to train children to be Athletes of the Spirit. This is not a children's care program for parents, but is to be an experience of CFO on the child's level of understanding and experience.

Relationship to total camp: This program takes place during the morning and evening talks and during prayer group time. Children take part in everything else including the singing before the speakers' talks. Under the guidance of parents or sponsors, children take part in rhythms and creatives.

Preparation before camp: Plan for each hour such stories, songs, scriptures, conversations, prayers, games and other activities that will help the children understand God's love for them. These varying activities are ways to practice being Athletes of the Spirit as the children interact with each other and their leaders. Plan, but be flexible at camp so that the Spirit can flow through the program.

Some thoughts: An effective Children's Program can be almost any wholesome mix of listening, talking, reading, fabricating simple things, supervised chatting in small groups, rhythm-type games, costume skits, learning songs, creating anything, memorizing scripture... a mix that:

1. Centers upon Jesus Christ.
2. Develops love and respect for self and others.
3. Keeps the children cheerful and busy with meaningful activities.
4. Maintains soft order
5. Encourages them to think about and act upon unselfish, caring things together.


The leader must lovingly terminate rebellious or disruptive behavior in an appropriate way.

CHILDREN'S PROGRAM OBJECTIVES

The single criterion against which the effectiveness of a program is measured is the Council Ring's approved program objectives. It is important that these state clearly and simply what that group wants to achieve. OUR BOND OF FAITH seems to be an appropriate set of guidelines for a set of CFO camp goals. During the fall Council Ring Meeting, the children's program is reviewed and evaluated. Changes and objectives are identified in order for the children's leaders to plan appropriately for the following year. This must be a loving, but firm meeting, and it must lead to clear understanding and direction. Here is where the "buck stops" and where harmony and Ring support of programs begin.

Sample children's program objectives to build from:

1. Learning the joy of working together for good and to experience new ways to pray.
2. Gaining a deeper understanding of our Bond of Faith and how to put it into practice.
3. Learning to share our hurt, anger and guilt with friends and to pray for each other.
4. Learning the fundamentals of simple Kingdom Living and practice acting on them.
5. Learning how to solve ordinary daily problems as Jesus would solve them (W.W.J.D.)
6. Practicing developing habits to behave in a way that will please God.



SAMPLE ACTIVITIES FOR CHILDREN IN CFO

Simple activities:

- Have children deliver love letters at meals.
- One adult works with one child on Letters to God. Young children may dictate or draw a picture.
- Use one activity each day dealing with Creation.
- Each child gives a gift to someone else each day (a drawing, etc.)
- Have children join in adult creatives, and encourage sharing.
- During singing, have children march around the room with streamers.
Example: "This Train is Bound for Glory."
- Have children act as huggers.

More in-depth activities:

- Art: Picture of lamb (black & white.) Cut short yarn or cotton balls and glue on picture of lamb.
Use clothes pins for legs.

Materials: Scissors, glue, white and black yarn or cotton balls, buttons for eyes, clothespins, and heavy cardboard.

Story: "Lamb of God."

- Play "I Spy." The children are supplied with a medium-sized clipboard. The children go out as reporters and ask adults to share with them what they have seen God do in their lives or in the life of the camp this week. Then they bring their reports back to the group.

- Dramatization, possibly including singing and dancing, of a portion of scripture.
May present to full camp at evening session.

- Make a Bible verse each day and have them write it in a personal diary.
Make each idea in the verse special for each child's life.

- Centered around a general theme, help the children design and make stamps from potatoes, apples, Styrofoam or sponges; have children use the stamps to make T-shirts, stationary, etc.

CHILDREN'S PROGRAM IDEAS

Leader: Joy E. Bolin, 4203 Road 9, Harrisburg, NE 69345-9533 Tel.: (308) 436-4365

Objectives:

1. To teach by leadership and example Glenn Clark's concept that we are Athletes of the Spirit during our earthy life. We can have Kingdom Living at camp and continue it at home.
2. To have the children share feelings and concerns.
3. To let the children understand that they are special.
4. To encourage the children to inter-relate with those persons younger and older than themselves. To establish learning processes that encompass all the campers at family camp.
5. To grow and have a relationship with God, just as they have with their friends and family.

How it works:

Find out where the children are spiritually and begin the growth process according to the Holy Spirit's direction. With a shy youngster, do more leading and recitation learning. By the end of the week, they are participating enthusiastically.

Ideas:

- Use books and stories from Glenn Clark, Agnes Sanford, John Bunyon and others that concern handicaps and special persons.
- Use "Roots and Fruits" to let children know where, how, when and why their specific camp was formed.
- Read parts of a story and stop in a place where they would like to hear more. Move on to a craft, rhythms, or discussion from the Bible.
- Use crafts that pertain to the subject matter, such as wastebaskets for garbage-in/garbage-out, or Bunnies for "Somebunny Loves You." During crafts, interest in helping others is helpful in my leadership.
- Have prayer group similar to adults. Sit in a circle, or by two's, or put a chair in the center as the need arises. Take care of hurts, illnesses, and emotional baggage during prayer sessions, while feeling free to interject prayer throughout all activities during the day. In prayer groups popcorn prayers are used after song, praise and worship.
- Eat lunch with an adult they don't know well. Make something to distinguish them as lunch partners. Share a prayer concern with each other to take back to their respective prayer groups, in confidentiality.
- Do a skit, song, and/or play for one evening. Incorporate the speaking leaders at times, other times it may be a Glenn Clark story, or a play the children have written. It is their own time to show others how they shine and radiate Jesus' love for them.

CAMP IS A FUN RELATIONSHIP BETWEEN JESUS AND CHILDREN.
IT IS SPECIAL AND THE CHILDREN ARE SPECIAL!!

Leader: Arleen I. McLane, 1026 Ivy St. Chico, CA 95928 Tel.: (916) 895-3644

Information about the children's program is often given to the campers at the first gathering. At this time the leaders are introduced and often say a few words. This gives you as the children's leaders the opportunity to lay some groundwork that will help your program to run more smoothly.

Choose your own words to fit your situation. Before talking to the campers be certain that what you say is approved by the Council Ring as it affects the scheduling. Most camps have the children with their leader for the morning and evening talks, and for the prayer group time. Some camps may add Rhythms and/or Creatives. My personal opinion is that the entire camp benefits when Rhythms and Creatives are intergenerational. This togetherness gives additional opportunity for all to practice being stronger Athletes of the Spirit! It is a wonderful time of sharing with all ages.

A brief program outline:

The very first session is to get acquainted with each other and to acquaint the children with CFO.

Sample of Day One: "God Loves Me":

Get acquainted games. Everyone should wear nametags.

1. Stand in circle with one person in the middle with puffball. Center person calls name, throws balls to that person. Child catching balls calls out center child's name and throws ball back to her/him. Child in center throws to every child before giving ball to last child called. Repeat until every child has a turn being in the center.
2. On paper plate draw a picture of yourself doing a favorite activity. On outside ring write three other activities you like to do. On backside of plate draw your face with a big smile. Write "GOD LOVES ME" above it, around the rim. Under face, on rim, write your name.
3. Sing "We Love Because God First Loved Us."
4. Sit in circle. Take turns sharing paper plate. Then tell how you got to CFO. With whom? First CFO? First time at this facility?
5. Tell how Glenn Clark started CFO.

If this were a short session, postpone the paper plate activities. It helps the children to know each other when they know about their CFO experiences. It gives you a lot of information quickly. It is important for them to know what CFO is about (besides having a good time.) Our purpose is to become better athletes of the Spirit. To practice living like Jesus!

The rest of the time follows in a similar pattern.

An overall theme: GOD Loves YOU (ME) – I (WE) love GOD.

The theme is then broken down into stories, songs, activities that show God's love for us and how we respond to his love by living as Jesus taught.

By keeping the children's artwork and crafts until the end of the week and invite parents and anyone interested to an Open House. There is a greater impact on the children as they recount the making of their projects. If the drawings, etc. go to their rooms daily, they are often forgotten, lost, and can look like junk to be thrown out. The value is in the doing and the living during the week and in the sharing with others some of what they did.

Things don't always go as planned. Count on the Holy Spirit to help "play it by ear" or "wing it" as we adjust to the specific situations. It is better to plan more than less and then be very flexible, yet stay fixed to the purpose of CFO. This will help in their daily living now as well as give them a background of Christian experiences.

Prayer Forms or Facilitators Ideas:

- 1. Litany:** Leader gives simple statement, such as,
 "We thank you, God (Jesus), for all you have given us."
Then someone says something for which he/she is thankful.
 "Food"
Then all say,
 "We thank you, God (Jesus) for food."
 "Parents"
 "We thank you, God for parents."
 "Pets"
 "We thank you, God, for pets."
Leader finishes with "Amen."

Different beginning sentences can be used, such as,
 "We ask healing for these people."
 "For Arleen"
Response, "We thank you for healing Arleen."
 "We praise you for creating our world."
 "For rainbows"
Response, "We praise you for rainbows."

- 2. Popcorn Prayer:** Leader gives simple statement, such as,
 "Thank you, God for all you have given us."
Others give one word for which he/she is thankful. Use random order and only one word. May give another word after someone else has said a word. Can use various beginning sentences. Leader finishes with "Amen."
- 3. Prayer Stone or Stick:** Good beginner
Stand or sit in a circle. One person has a stone or stick in her/his hand. That person begins by saying a prayer then when finished passes stone or stick to person on left. That person gives a prayer and passes the stick or stone on to the next person. The prayers may be oral or silent. When the stone or stick returns to the first person she/he says, "And all the people say Amen!"
If it helps children to focus, the leader can give an idea for prayer topic, i.e., "Tonight let's think of things for which we are glad to have and give God thanks for them," or "Today let's remember those people who need God's healing power working in them," or "Let's ask God for help in loving others."
Use a Bible, small cross, a felt or paper heart, stick or stone.

4. **Incidental Prayers** throughout the time with the children make talking to God a natural activity. Give thanks, praise, ask for healing or call for help whenever the opportunity arises. Keep it short and sweet. God knows our needs!
5. **Yelling Prayers:** Praying doesn't have to be quiet! At one camp with four older preschool children who were very active and antsy, the prayer time was filled with hiking away from everyone else, while looking at God's beauty in nature, to our very own spot. Then to go along with our theme, we yelled, "Thank you God for making me. I'm the very best me that I can be!" After the hike, and yelling that several times, they were ready to listen to a story and sing a few songs before tramping back for dinner!

("Prayer Chains" and "My Prayer Pattern" were given by Huela I. Webber.)

6. **Prayer Chains:** An activity to help the children to remember to pray for each one in the class.
 - a. Each child has the same number of construction paper shapes as there are people in the class. Shapes can be circles, hearts, rectangles, triangles and should be a variety of colors. Either you precut or children cut, depending on their ability.
 - b. Each child writes his/her own name on each shape.
 - c. Each child takes a turn giving one of his/her shapes to each person.
 - d. The shapes are then connected to each other by glue, staple or tape. They can be put in a circle, straight line or in a stairstep arrangement, as our prayers "go up to God."

Children should be old enough to read and write. This is quite effective with older children. Make this about half way through the week. Then practice in class reading the name and praying for that person. Encourage children to take the chain home and to continue praying for their CFO friends.

7. **My Prayer Pattern:** An activity to help children to pray.
 - a. Each child traces around his/her spread-out hand with thumb pointing down to bottom of paper (9x12 paper).
 - b. On the thumb, write ME
 - c. On the index finger, write YOU
 - d. On middle finger, write GOD
 - e. On ring finger, write FAMILY
 - f. On little finger, write OTHERS
 - g. Fold the paper in half. On the front, write, MY PRAYER PATTERN. On the back, write God at top, in the middle, paste a red heart and at the bottom, write your name. To help remember the sequence, you hold your outstretched hand in front of you with your thumb toward you—prayer for yourself. Point your index finger to another person, pray for that person. Your middle finger is the tallest and points up, so pray (praise, give thanks) to God. Your ring finger represents family.
8. **9:00 P.M. Prayer for Peace:** Tell the children about the 9:00 P.M. Prayer and the belt of prayer around the world. Practice the 9:00 P.M. prayer with the children so they feel familiar with it and are comfortable repeating it with the whole camp.

*Thy Kingdom come, Thy will be done. On earth as it is in heaven.
Let there be peace on earth, and let it begin with me. Amen*

Music in the CFO Children's Program:

Start out with the very familiar "Jesus Loves Me." It goes with the theme and most children know it. "We Love Because God First Loved Us." is an easily learned song and has some clapping, and is thematic. Oldies like "Zaccheaus" & "The Foolish Man" can be used with particular Bible stories.

For most of the singing time, use songs that are in the CFO songbook. Most of these are short and simple, yet full of spirit! Ask song and rhythm leaders the songs that will be used so that they can be practiced.

God is So Good	My God is So Great	It's Love, It's Love
Walking With Jesus	This Little Light of Mine	Joy is the Flag
Sweep Over My Soul	Jesus In Me Loves You	Let Go, Let the Spirit Flow
Alleluia	Hallelu, Hallelu	

Some other activities for children:

Remember that play is often children's work. They are learning about the world in which they live and how they can best live in it. Jesus is the best way to live! Give them ample opportunity to experience sharing, helping, learning, and following Jesus' teachings in our daily living. Some activities can be used with lessons and just for the pleasure and experience of sharing and interacting:

soap bubbles	hiking	night walk
play dough (recipe on next page)	games	collages
painting	reading	God's eyes
coloring	day walk	rock painting

Play Dough Recipe

1 cup flour	Mix dry ingredients. Add oil, water and food coloring.
1 cup water	Cook three minutes or until the mix pulls away from
½ cup salt	the sides of the pan. Drop dough onto waxed paper
2 tsp. Cream of tartar	or smooth counter top. When cool enough to handle,
2 T salad oil	knead until smooth. Store in Ziplock bag, pushing out air.
Food coloring	Stir the mix while it is cooking.

I like to make the three primary colors and one without color. I double the recipe for each color. This is especially a great activity for pre-school and early elementary. The older elementary children often enjoy the clay too. Old smooth plastic place mats are good items to have in the work area. Each child can have one when working with clay or other projects. The mats help to define each workspace as well as to help keep the area clean.

More Ideas & Suggestions...

Children's sessions vary according to each Camp Council Ring. At all CFO's at the invitation of the song leader, the children and children's leader leave the meeting room near the end of the singing. By "singing them on their way" it lets the children be a part of CFO and not a group "kicked out." Some speakers stick to a 45-minute talk, others will go 60 minutes. Ask for schedule at one of the pre-registration meetings or check with the chairperson. All children should be at the rhythms area at time printed on the schedule. In the evening, all children should be united with the general group for the 9:00 P.M. Prayer. Caution children to be quiet on entry.

Prayer Group Time: Be there 15 minutes ahead of schedule, especially since some children are still half asleep and/or some children have had no sleep. This does elongate your prayer time, but the camaraderie of teachers and early birds offsets the extra time. After cleaning up the room (and the kids) take them down to the dining room entrance for dinner, cautioning silence to respect the late prayer groups. The prayer group time could be 1 ½ + hours long.

Creatives: At some camps, children do not merge with adults for creatives. I would check this out prior to leaving home and have creatives for the children. This would not be a part of the art and writing as adults have, but would include: noodle art, string art, button mobiles, clay impressions, leaf etching, etc., using a “do and share” format. At the children’s Open House, these would be displayed as creatives, not lesson activities.

In determining the curriculum, supplies, and equipment, it is helpful to do some homework of a different nature. By going these extra miles, it seems to make me receptive to a wider gamut of help from the Holy Spirit:

Pre-preparation: Contact the registrar 2 or 3 days prior to CFO camp for all information on each child (age, grade in school, sponsor/parent, sibling, relatives at camp, etc.) Know all you can beforehand.

AGAIN, call the registrar the night before arriving at camp to confirm previous information and pick up any new data. It has never failed yet to give me a wider base from which to work. **DO NOT WAIT** until you arrive at the campsite, as this time is already assigned to other Council Ring plans and duties.

Preparation – Be at all Council Ring meetings held at the CFO campsite before camp starts. These are held shortly after arrival and before registration starts. At these meetings, receive (open your ears and hear, loosen your tongue and ask, and/or use your eyes to look at each sheet handed out.) Once again receive information which will help children feel a part of the total camp i.e., letters to God, CFOI, UPT report, Agape Feast Communion, sharing time, blessing service, healing service, World Broadcast, Fun night, special days, prayer room, book table, nurse’s prayer group, etc. Get all the information you can, including days and times for these events. With this info at hand, you will be able to prepare the children for the events, and they will be happy and willing to move with the whole camp as one.

Council Ring meetings give information to the Council Ring about “Book Angels,” children’s Open House, times of children’s groups and places, where and when you will have the children ready to go to parents, etc. The Council Ring will okay (or not) as this is their responsibility.

On registration day **you** bless all materials and areas you and the children will be using – regardless of who else will do so. Try to meet all children and parents for just a cheery, “Hello.” This is such a fluid activity, you can even greet them one on one at the dinner table. Finally, try to get some personal rest. The first day at camp can be the most stressful.

Having made and carried out these suggestions, I can vouch for the Holy Spirit moving in and among the children on the very first CFO children’s meeting at CFO.

Other Helpful Suggestions:

1. Take a book to read aloud to the children during the week.
 2. Keep work done by children; do not send to rooms of the children. Use as the Open House display by taping to walls, etc.
 3. On last full day, after Open House, children make a folder to hold their own items. Deliver to parents (or rooms) when going to last CFO 9:00 p.m. prayer.
 4. Be aware that some go home earlier than scheduled departure time. Get folder, items, plus Book Angel book to these early departers.
 5. When doing special activities, put out equipment and papers as needed—not before.
 6. Children and leader “pass the waste basket” and clean floors and tables before the end of each meeting.
 7. Stress the importance of attendance of each child by taking roll each time. You will find out some helpful information. Plus you can check with parents/sponsor at next gathering of adults and children, as you were aware of child’s absence.
 8. No food or beverages in classroom.
 9. Have a scream time.
 10. Do not speak of rest time as “sleep time.” Rather use “prone time”—alone on your own bed with favorite book or stuffed animal.
 11. Best not to use Vacation Bible School material. Many children have had that material and problems can come from this, i.e. boredom and its associates.
 12. Letters to God can be “written” by the very youngest children. They can dictate phrases or sentences to you. Also, draw pictures with dictation below them. Be sure each child has name of parent/sponsor on front of envelope as well as the child’s name, so someone knowing about “Letters to God will receive it.” This pertains to the younger children, especially.
 13. Anyone (parent/sponsor, friend, sibling, Council Ring member, etc.) coming into the children’s classroom becomes a member of the group and works and shares with the children. There are no “visitors” allowed.
-

Discipline issues:

Disruptive children can cause upset to a whole class. We are seeing more and more children with Attention Deficit Disorder, Fetal Alcohol Syndrome, etc. These children need extra care, and the children’s leader should feel free to seek help from the Council Ring and the parents. Open communications and prayer are essential in leading these children into a deeper walk with their Creator, while not being a disruption in the class.

Leader: Jim McCarthy, 324 Essex Avenue, Gloucester, MA 01930
Tel.: (508) 283-3833

Objectives:

1. To learn about and share Christ's Love in everyone.
2. To care about and support the others in the group.
3. To learn bible verses and how they relate to our lives.

How it works:

The program has a common theme that runs through the week, each day having a word that sets the tone for our activities, such as Righteousness, Giving, and Peace. We enter a Bible verse about each concept in our journals, and add drawings or other writings to illustrate our ideas. At the end of class, we all get together and color the letters of our word for the day on a large roll of shelf paper. The kids enjoy this activity and help tape them up around the room. This way we have a reminder of what we have talked about, an easy way to review (we usually say all the words and verses at the end of class), and getting up out of our seats to color the letters is a good diversion when our attention needs focusing.

The kids are encouraged to participate in Rhythms with the rest of the camp and we have a good response. It is a meaningful experience to share that time with the children in your class.

One particularly successful creative last year was making IALAC (I Am Loving And Caring) necklaces. The kids enjoyed making the necklaces with beads and cord, and we talked about giving them to others at camp who we saw doing loving and caring things. We gave necklaces to the speakers and their wives before one of the talks and many people told me it was a high point in the week to see the children share their love. By the end of the week, the necklaces had changed hands many times and the children's creatives had touched many people in a meaningful way.

CIHU*
(Ky-hoo)
A LIVING PRAYER
And He went about doing good...

Sung to the tune of “Hi-Ho” song from *Snow White and the Seven Dwarfs*

Ky-hoo, Ky-hoo we’re launching something new,
We’ll keep on singing all day long,
Ky-hoo, Ky-hoo, Ky-hoo, Ky-hoo, Ky-hoo,
Oh, how can I help you?
Someone helped me and I’ll help you,
Ky-hoo, Ky-hoo!

Margaret Tomford
MN Koronis, 1942

*Can I Help You?

CHIU began in the summer of 1942 at Minnesota Koronis CFO. Frank Laubach had asked what one idea or attitude if practiced in a specific way by enough people would change the face of the world? It was agreed that “it” was an attitude of helpfulness. But how could this be conveyed in an inspiring easy-to-remember way?

The Youth at Minnesota Koronis in conversation with Frank Laubach discovered the answer: CIHU (Ky-hoo).

CAN I Help You? Yes, I CAN.

I can do all things through Christ... Philippians 4:13

Kid's Prayer Fingers and Song

Submitted by Julie Simmons
No. Michigan CFO camp 2002

Draw your right hand outline or use a hand pattern (we used a cookie cutter outline). This was done with Shrink Film and extra fine Sharpie Marker—it was about 1 inch. On each finger, starting with the thumb, write the following words: **GREET; PROTECT; PRAISE; PETITION; THANKS.**

(Tune: "Where is Thumbkin") This was written by the 5 to 11 year olds.
Arynn, Kelsi, Christian, Elizabeth, Lachian, Schonie, Paul, Austin and Charles.

Leader sings one line and all lines are an echo sung by the children.

GREET: Hello Jesus
Here I am
You are with me always
I love you

PROTECT: Jesus, keep me
Safe and well
I put on God's armor
I am yours.

PRAISE: Jesus, my Savior
Praise to your name
You are always worthy
I worship you.

PETITION: Jesus, my helper
I'm down on my knees
Hear my prayer and answer
I ask you.

THANKS: Thank you Jesus
For your love
All I ask 'in your name.'
I am blessed.

Shrinky hands can be combined with other shrinky shapes like crosses and hearts, put together with beads, for keychains, necklaces, charm bracelets. Web site: ShrinkyDinks.com 200 sheets for \$50.00. Michaels sells shrinky sheets at \$1.00/sheet. Permanent markers are great to decorate shapes before heat shrinking them.

OUR BOND OF FAITH

as prayerfully modified by the Advisory Council Ring and Council of Camp Representatives, May 1976
Given by Glenn Clark to the Camps Farthest Out

I. We take as our Source and Center the leadership of Jesus Christ. As the highest expression and most perfect manifestation of our highest conception of the character of God, we give Him our complete allegiance and loyalty. We are satisfied to belong to Him and to Him alone. In Him we have our Power, our Peace, our Plenty. In Him we live, move and have our being.

II. We accept as our law of conduct and the source of our energy the two Great Commandments that He gave us upon which rest all the law and the prophets. The deepest passion of our lives is to learn how to love God with all the strength of our dedicated bodies, all the intelligence of our dedicated minds, all the loyalty of our dedicated hearts, and all the devotion of our dedicated souls. We shall try to practice and, by the contagion of our example, inspire others to practice loving our neighbors as ourselves, regardless of their nationality, race or creed.

III. Our Constitution of Conduct shall be woven out of the Sermon on the Mount. Through adherence to this constitution we shall hope to make religion go beyond Science and become an Art, lifting it above Law into Grace, and from a Code into a Contagion.

IV. We recognize that this Way of Life can be learned as a Science and practiced as an Art, but not until it is experienced in the form of Spiritual Rebirth can its full Power be released upon earth. We agree that this Rebirth can not be achieved through creeds, rituals, or laws, but only by the baptism of the Holy Spirit. This we do not explain or try to explain. All we pretend to know is that when we are meek in heart, forgiving toward our enemies, with love for our fellowman and with faith in God, and turn and become as a little child, this experience is more likely to be ours.

V. Everything about our union together and our basis for working shall be as fluid as the sea and as free as the air. Christ and all He represents is central; everything else is marginal. Where and when we find confusion in our concept of Him, we feel assured that when we vision that concept through the lens of the Sermon on the Mount and the two Great Commandments, and His sacrifice on the Cross, we shall see Him as he really is. Though our spiritual journeys may differ, the indispensable thing is that we arrive at the point of total surrender to Jesus Christ as Lord. Then shall we have the mind of Christ Jesus.

VI. We shall recognize three circles in our united efforts as spreading the Kingdom of Heaven through the hearts and souls and minds of men. The outer circle which was described in the Gospels as the "multitude" must be fed by parables and simple, practical teachings that those who hear are able to receive. The middle circle is where the teachers and apostles shall be taught through messages that may be more intimate and sacred, knowing that the hearers will not trample that which is holy underfoot. Finally, there is the inner circle, the inner family, where we shall share our deepest inmost experiences and highest revelations, and keep much in secret and in silence, to share with God alone.

VII. Finally, we come to the specific means by which this Kingdom may be projected into the activities and lives of men. These may take the form of projects such as summer camps and winter retreats, establishing healing centers or institutes of prayer, planting of prayer groups and convening groups of businessmen or congressmen or ministers for inspiration or training for the larger work. We believe that these projects should be prayerfully visioned, carefully planned and then not committed to a committee to be committed to death, but to some individual in the group who is on fire with zeal and devotion regarding that particular project as a means of bringing the Kingdom into manifestation in that particular way upon this earth.

With this bond of faith to unite us, one in impact but not in compact, with union in Christ and freedom in action, moving as an organism and not as an organization, we hope to unify and strengthen the deeper spiritual forces of the nation and the world that are working to save mankind in this age of crisis.

ACTIVITIES FOR CHILDREN RELEVANT TO “OUR BOND OF FAITH”

(numbers relate to numbered sections in “Our Bond of Faith”)

Submitted by: Jeanne Sault 1137 McKinley Rd. EauClaire, WI 54703 (715) 839-8367

Supplies and props are underlined.

1. Belong to Jesus and Him alone. Engagement/wedding ring. Have a ceremony of allegiance to God. Pledge to take Jesus as our Source and Center. He gives us Power and Plenty. Cape, sparkling ring or crown/tiara. Take oath and pledge loyalty. We are a Child of God, a Prince or Princess.
2. Acceptance of conduct. Source of energy. Inspire others. Practice loving neighbors as self. Random acts of kindness. Secret good deeds. Don't put on “garments” stained with temptations- shirt with “sins” pinned on.
3. Constitution of Conduct: Do a skit or drama of Sermon on the Mount. Not just a science or art class but a way of life.
4. New way of life. Learn by reading CFO literature and Bible; practice living God's way until it becomes part of our life. Meek in heart- what does “meek” mean to us? Love others with faith in God. Forgiving enemies- who do we not want to talk to? Who are we angry with? How does God feel when we hold grudges? Holy Spirit can help us through if we are sincere!
5. Union together – fluid as the sea. Roll/turn liquid- jar of colored water. Free as air- Blow a feather or leaf or milkweed pod. Christ is central- circle of chairs- picture of Jesus in center, possibly a small cross also. “The Lord Knows the Way Through the Wilderness” song/rhythm. “Arrive” at specified point and gather your crown.
6. Three circles. Sponge puzzle- Cut three concentric circles of graduated sizes out of a sponge. God in center-we all fit in His plan. Apple illustration- skin, meat, seeds- all are a part of apple, we are all a part of God. Role play. Teach respect- take off shoes on “Holy Ground.” Hear with ears, receive with hands. Both needed to get directions and follow through with directions.
7. Project: put feet to our thoughts. Quiet time to “envision” future- plan it and do it.

APPENDICES

CHILDREN'S PROGRAM REQUEST FORM

Use this form to send in your CFO Children's Program ideas.

Mail/email to: Association of Camps Farthest Out, Inc.

3690 Merwin 10 Mile Rd.

Cincinnati, OH 45245-3048

staff@cfonorthamerica.org

Leader Name _____

Address _____

Telephone _____

Email _____

The purpose of the Children's Program at CFO is to help children experience the total CFO program. It is designed to train children to be Athletes of the Spirit by providing an experience in CFO on their level of understanding. It is not intended to be a children's care (baby sitting) program.

Does your program run according to this statement? Yes__ No__ Maybe__

Camp: _____

Age Group: _____

Materials & Supplies: _____

Books & Videos: _____

Songs: _____

Games & Activities: _____

Crafts: _____

Discussions & Topics: _____

CHILDREN'S PROGRAM EVALUATION

(Leader: Return form to your Council Ring to help Camp in future program preparation)

Name (optional) _____

Date _____ CFO _____

1. Briefly state program objective (What did you intend to accomplish?)

2. How successful was the program in meeting the objective?

3. Was this camp a good experience for you? _____

4. Did the children respond well to the program? (Rate 1-10 with 1 being poor and 10 being excellent) _____

a. High points of the program: _____

b. Low points of the program: _____

5. If you could start the week over, what would you change?

6. Did you have adequate support from (rate 1-10 with 1 being poor and 10 being excellent:)

a. Council Ring: _____ b. Fellow Workers: _____

c. Parents: _____ d. Other Campers: _____

7. Elaborate on any part of the above question that would be helpful for future camps: _____

8. Please critique the following (rate 1-10:)

a. Assigned area: _____ b. Materials: _____

c. Class size: _____ d. Time w/ children: _____

e. Number of teachers/helpers: _____

f. Balance between activities: _____

9. Any other comments or suggestions? _____

Sample Pre-Camp Letter to Parents/Sponsors

This greeting, written by a CFO Youth Ring, is one example that might be sent to all registered Youth and Children and their parents/sponsors before camp clearly defining camp expectations, curfew hours, camp courtesy, etc.

Dear Youth, Parents and Sponsors,

As your representatives on the CFO Youth Council Ring we welcome you to _____CFO. In order to make this an enjoyable camp we need your support.

Youth under 18 must be accompanied by a parent, or a sponsor over 21 at camp. We ask that all youth be awake and ready to take part in the morning programs which are an important part of the CFO camp ministry (meditation, morning talk, rhythms, creatives). Youth will be housed with their parents or in dormitories with counselors, but must be in their assigned housing by lights out.

Parents or sponsors are ultimately responsible for all children and youth during camp. No drugs, alcohol, radios, CD players, pets, mini-bikes or skateboards are permitted. Youth under 18 may not leave the campground without written permission from parents or sponsors, and approval of the youth leader. If problems persist, those involved will be asked to leave camp. Upon arrival at camp an agreement form with youth/children conduct expectations will be available for both youth/children and their parents/sponsors to sign.

We want the youth to participate in the complete CFO experience. We're looking forward to a week of sharing and growing together as we "gather unto our Lord Jesus Christ for a time apart."

Optional activities include: swimming, water carnival, volleyball, ping-pong, canoeing, dress-up banquet and more!

In the love of Jesus Christ,

CFO Youth Ring

SAMPLE PRE-SCHOOL PROGRAM

Submitted by: Jeanne Sault 1137 McKinley Rd. EauClaire, WI 54703 (715) 839-8367

Supply List

1. Wash basin for cleaning and disinfecting toys.
2. Non-toxic disinfectant cleaners and brush for scrubbing
3. Large, bright colored, smooth toys for small hands. Soft balls, pull toys, trucks, and cars.
4. Baby wipes, small plastic trash bags.
5. Kleenex tissues, paper towels.
6. Liquid hand soap.
7. Construction paper, glue sticks, and round tip scissors (optional)
8. Modeling clay, freezer paper, storage containers with lids
9. Large, fat crayons
10. Cassette player with sing along or story tapes
11. TV/VCR, wholesome tapes (i.e. Dobson or Veggie Tales,) PREVIEW all tapes
12. Potty Chair
13. Short table, small chairs, and outlet covers
14. Check room for furniture that tips easily and check for sharp edges, window cords, etc.

REMEMBER:

Follow the CFO schedule in morning and repeat in evening. Start with song or two follow with story, action song, art project. Rest and play time, clean-up, wash hands and faces, toilet and diaper change before lunch. Afternoon song, prayer group a time of sharing a prayer for family, friends and for each other. Next comes play time and singing. Ten to fifteen minutes before parents come it's clean-up, toilet, diaper changes, wash hands and faces. Evening reinforce morning songs, story, and prayers then play time and video. End with some quiet activities to wind down before bedtime.

1. Attention span for toddlers is shorter for a one year old than a four year old.
2. Plan lots of simple lessons/examples that can be repeated often during the week to reinforce the message.
3. Preview all videos (Don't take someone else's word on their content.)
4. Keep behavior challenges positive. Parents can be called for discipline problems.

Easy Rhythms:

"I'm in the Lord's Army." "Creature Praise." "Butterfly Song." "Glow Worm."

Simple Songs and Choruses:

Use CFO song books. "The BIBLE." "God Made me." Etc...

9:00PM Prayer. Explain the origin and the world belt of prayer.

John 3:16, Ephesians 6:1 I John 4:8, and verses that go with the theme.

BOOK RESOURCES

(This list includes books for teachers, parents and other adults in preparing to share their faith with children.)

How Do Our Children Grow? by Delta Halverson, Abingdon Press 1993
Introducing children to God, Jesus, the Bible, Prayer, Church.

Sharing Nature With Children by Joseph Bharat Cornell, Amanda Publications 1979
A Parents' and Teachers' Nature-awareness Guidebook.
Although a secular book, it is filled with games and activities that can be used to help children appreciate God's gift to us – the earth and all its flora and fauna.

Books to use as basis for lessons or for children to read by themselves and use as reference:

The Children's Illustrated Bible stories retold by Selina Hastings. Illustrated by Eric Thomas and Amy Burch, Dorling Kindersly 1994 (printed and bound in Spain)
Old and New Testament stories in the same order as the Bible.
Encyclopedia sidebars and pages, maps, drawn pictures and photographs of Holy Land.

Read Aloud Bible Stories by Ella K. Lindvall, Moody Press Chicago

Vol. I Illustrated by H. Kent Puckett 1982

The Man Who Was Too Little
The Boys and Girls and Jesus
The Wind That Obeyed
The Man Who Said, "Thank You"

Vol. II Illustrated by Ken Renczenski 1985

Simon and His Boat
The Boy That Went Away
The Boy Who Shared His Lunch
The Man Who Helped
A Sad Day and A Happy Day

Excellent for very young children. Beginning readers find they can read these books.
Easy words repeated often in stories. Big Pictures.

I Can Talk To God by Helen Caswell, Abingdon Press 1982

She has other books that are good, also. These are for younger children.

Christ's Kids Create II Compiled by Vicki Boston and Debbie Stroh, Illus. by Debbie Stroh, Concordia 1993

Arch Books-Quality Religious Books for Children— various authors, Concordia Publishing House:

The Fishermen's Surprise *The Lame Man Walked Again*
The House on the Rock *The Rich Fool*

It Looked Like Spilt Milt by Charles G. Shaw, Scholastic, Inc. 1989 (Harper & Row Pub. Inc.)

Simple story about clouds uses imagination. After reading aloud, children observe clouds then tear white paper in the shape of a cloud, paste on blue paper and write "It looked like _____."
It emphasizes appreciation for God's world and imagination.

Books for reading out loud. Some will bring forth discussions, others will be enjoyed as heard:

A Pasture for Peterkin by Agnes Sanford, Macalester Park Pub. Co. 1956 4th printing 1971

A story about prayer in everyday life.

Let's Believe by Agnes Sanford, Harper and Brothers Publishers 1954

Poetry, prose and illustrations help children experience how to let the Holy Spirit work in their lives.
“Holy Spirit” is not used in the text.

Eagle Beagle Learns to Fly by Cliff Custer, Published by Cliff Custer 1991

A parable about the Holy Spirit. “Holy Spirit” is used in text.

James Herriot's Treasury For Children by James Herriot, St. Martins Press 1992

A collection of the author's warm and joyful stories for children.